






































Appendix 7

Cllr Osman Portfolio October 2007

Key to symbols:

Targets:	Direction of Travel:
Above target 	Improving 
Within target 	Neutral 
Below target 	Declining 

Data not available 
No target 

Cllr Osman - Community Cohesion				
Indicator Description	Performance alert	Performance (31/10/07)	Target (31/10/07)	Has it improved since last year?
SSC.11.1a Adults who meet/talk with people of different ethnic origin		40.00	40.00	
SSC.11.1b % of adults who meet/talk with people of a different social class		23.00	23.00	
SSC.11.2 Sense of Belonging (% of people who feel they belong to area)		73.00	73.00	
SSC.11.3 Engagement/Involvement in local decisions		33.00	33.00	
SSC.11.7 Perception of Safety/Fear of Crime		26.20	26.20	
SSC.4.3a No. of people expressing an interest in volunteering		?	?	
SSC.4.3b % of all people who undertake voluntary work		32.00	32.00	
MORI % of older people who feel safe		47.00	47.00	
MORI % of residents satisfied with the city centre		63.00	63.00	
SSC.13 % of residents satisfied with their neighbourhood		77.00	80.00	
SSC.6.1a Access to cultural activity and institutions - BME		37.15	27.00	
SSC.6.1b Access to cultural activity and institutions - Disability		4.13	4.00	
SSC.6.1c Access to cultural activity and institutions - Older People		11.06	14.00	
SSC.6.1d Access to cultural activity and institutions - C2DE		39.10	31.00	
+5 Status		106.68	100.00	